

Scaled data based on original data using
LM-79-2019 Approved Method: Electrical and Photometric Measurements of Solid-State
Lighting Products

Test Report Prepared for

Cooper Lighting Solutions

Brand: CORELITE

Report Number: P1216842

Luminaire Tested: 14-ID2-30-CFR2-L935-U

Issue Date: 12/5/2025

Test Information

Test Method: LM-79-2019
Report Number: P1216842
TEST IS SCALED FROM IESNA LM-79-08 TEST DATA (G2-2508-507-14)
Test Lab: INNOVATION CENTER
Issue Date: 12/5/2025
Manufacturer: COOPER LIGHTING SOLUTIONS
Product Line: CORELITE
Catalog Number: 14-ID2-30-CFR2-L935-U
Description: 1X4 IN DEPTH TROFFER WITH 2INCH CUBE REGRESS LENS
Light Source: 3500K CCT, 90 CRI LEDS
Ballast/Driver: ELECTRONIC DRIVER

Summary

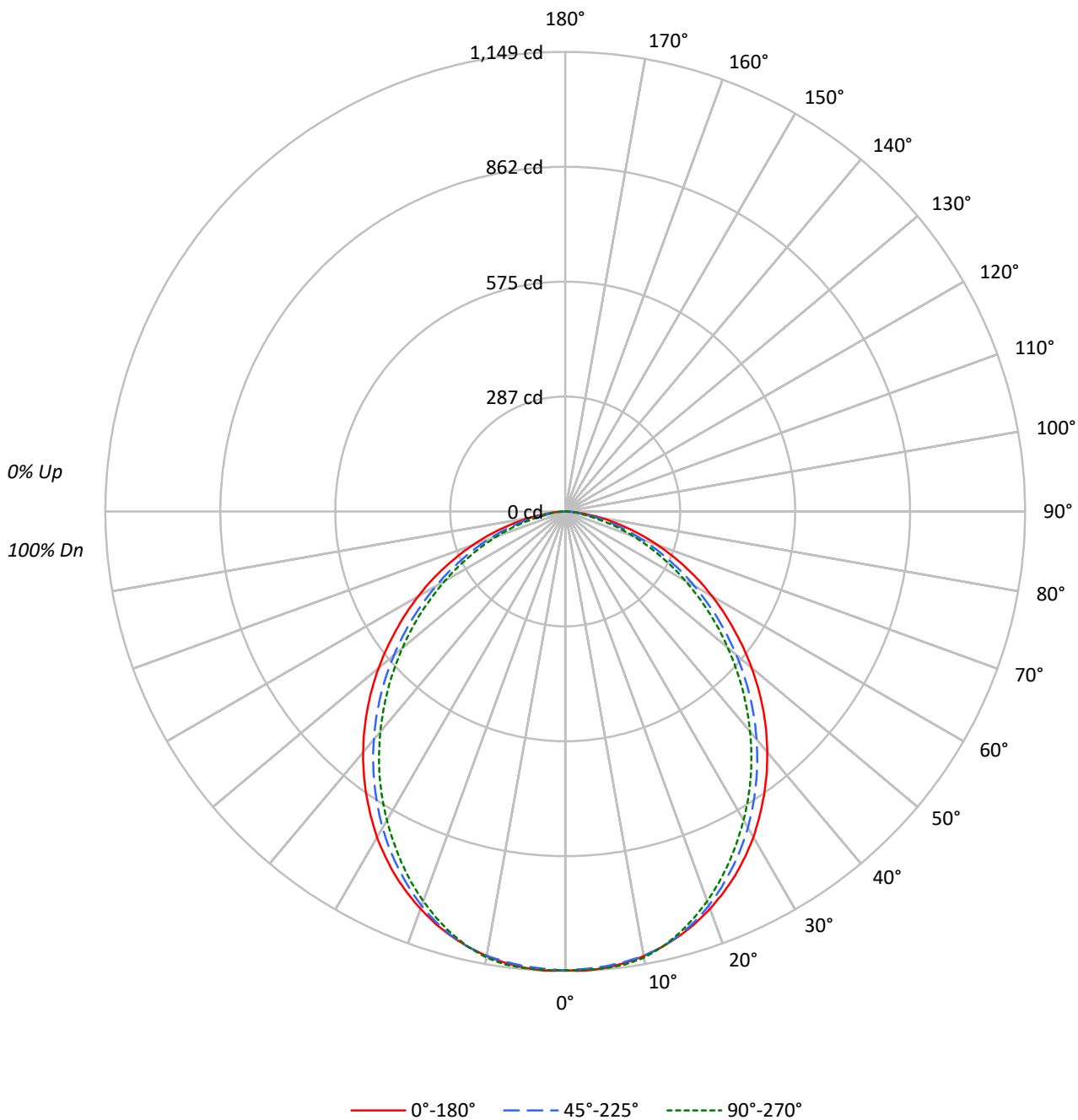
Lumens per Lamp: N/A
Luminaire Lumens: 2783.5 lumens
Efficiency: N/A
Efficacy: 105.8 lumens/watt
Spacing Criteria (0/90/45): 1.22 / 1.16 / 1.28
Luminous Opening: Rectangular (W 1' x L: 4' x H: 0')
CIE Type: Direct

Input Watts (W): 26.3
Input Voltage (V): 120
Input Current (Ain): NR
Voltage Rise (V): NR
Power Factor: NR
Total Harmonic Distortion (THDi): NR
Frequency (hertz): 60
Stabilization Time: NR
Operation Time: NR
Ambient Temperature (°C): NR
Test Distance: 24 FT



TEST NUMBER: P1216842
CATALOG NUMBER: 14-ID2-30-CFR2-L935-U

Luminous Intensity Polar Plot





TEST NUMBER: P1216842
 CATALOG NUMBER: 14-ID2-30-CFR2-L935-U

COEFFICIENT OF UTILIZATION - ZONAL CAVITY METHOD:

RF	20				20				20				20				20	
RC	80				70				50				30				10	0
RW	70	50	30	10	70	50	30	10	50	30	10	50	30	10	50	30	10	0
RCR																		
0	119	119	119	119	116	116	116	116	111	111	111	106	106	106	102	102	102	100
1	110	105	101	98	107	103	99	96	99	96	93	95	93	90	91	89	88	86
2	100	93	86	81	98	91	85	80	87	82	78	84	80	76	81	78	75	72
3	92	82	74	68	89	80	73	67	77	71	66	75	70	65	72	68	64	62
4	84	73	65	58	82	72	64	58	69	62	57	67	61	56	65	60	56	53
5	78	66	57	51	76	64	56	50	62	55	50	60	54	49	59	53	49	47
6	72	59	51	44	70	58	50	44	57	49	44	55	48	44	53	48	43	41
7	67	54	45	40	65	53	45	39	52	44	39	50	44	39	49	43	39	37
8	62	49	41	35	61	49	41	35	47	40	35	46	40	35	45	39	35	33
9	58	45	37	32	57	45	37	32	44	37	32	43	36	32	42	36	31	30
10	55	42	34	29	54	41	34	29	40	34	29	40	33	29	39	33	29	27

AVERAGE LUMINANCE (cd/sqm):

	0°	45°	90°
0°	3087	3087	3087
5°	3094	3083	3096
10°	3084	3082	3095
15°	3063	3059	3046
20°	3028	3004	2969
25°	2982	2926	2875
30°	2923	2837	2770
35°	2845	2731	2656
40°	2759	2613	2524
45°	2661	2483	2380
50°	2546	2336	2220
55°	2414	2179	2052
60°	2278	2005	1866
65°	2125	1814	1659
70°	1932	1604	1426
75°	1693	1363	1124
80°	1367	1009	784
85°	920	741	658

MAXIMUM LUMINANCE 45°-90°:

Horizontal Angle: 0°
 Vertical Angle: 45°
 Luminance: 2661 cd/sqm



TEST NUMBER: P1216842
 CATALOG NUMBER: 14-ID2-30-CFR2-L935-U

ZONAL LUMENS:

Zone	Lumens	% Fixture
0°-10°	108.7	3.9
10°-20°	308.9	11.1
20°-30°	454.3	16.3
30°-40°	522.4	18.8
40°-50°	507.8	18.2
50°-60°	421.2	15.1
60°-70°	288.7	10.4
70°-80°	141.4	5.1
80°-90°	29.9	1.1
90°-100°	0.0	0.0
100°-110°	0.0	0.0
110°-120°	0.0	0.0
120°-130°	0.0	0.0
130°-140°	0.0	0.0
140°-150°	0.0	0.0
150°-160°	0.0	0.0
160°-170°	0.0	0.0
170°-180°	0.0	0.0
0°-30°	872.0	31.3
0°-40°	1394.4	50.1
0°-60°	2323.5	83.5
0°-90°	2783.5	100.0
90°-120°	0.0	0.0
90°-150°	0.0	0.0
90°-180°	0.0	0.0
0°-180°	2783.5	100.0

CANDELA DISTRIBUTION:

	0°	22.5°	45°	67.5°	90°	Flux
0°	1147	1147	1147	1147	1147	
5°	1145	1144	1141	1143	1146	109
15°	1099	1100	1098	1093	1093	310
25°	1004	1006	985	972	968	462
35°	866	862	831	814	808	541
45°	699	687	652	633	625	539
55°	515	498	464	445	437	461
65°	334	313	285	269	260	331
75°	163	149	131	114	108	173
85°	30	26	24	22	21	38
90°	0	0	0	0	0	



TEST NUMBER: P1216842
 CATALOG NUMBER: 14-ID2-30-CFR2-L935-U

CANDELA DISTRIBUTION (FULL):

	0°	22.5°	45°	67.5°	90°
0°	1147.3	1147.3	1147.3	1147.3	1147.3
2.5°	1149.1	1147.3	1144.5	1145.4	1147.3
5°	1145.4	1144.1	1141.4	1143.2	1146.3
7.5°	1138.7	1137.8	1135.9	1138.7	1142.7
10°	1128.7	1128.3	1127.8	1129.6	1132.8
12.5°	1115.6	1115.6	1115.6	1114.2	1115.6
15°	1099.3	1100.2	1098.0	1093.4	1093.4
17.5°	1079.9	1081.7	1075.8	1068.6	1066.8
20°	1057.3	1059.5	1049.1	1038.7	1036.9
22.5°	1031.9	1034.2	1018.4	1006.2	1003.9
25°	1004.4	1005.7	985.4	972.2	968.2
27.5°	973.2	973.2	950.5	935.6	930.2
30°	940.6	938.8	913.0	897.2	891.3
32.5°	903.5	901.3	872.8	856.5	850.6
35°	866.0	861.5	831.2	814.4	808.5
37.5°	826.6	820.3	788.2	770.6	763.8
40°	785.5	776.9	743.9	725.3	718.6
42.5°	743.0	733.0	698.7	680.6	672.0
45°	699.1	687.4	652.5	632.6	625.4
47.5°	653.9	640.8	605.5	586.5	577.9
50°	608.2	593.3	558.0	539.0	530.4
52.5°	561.6	544.5	511.0	492.0	483.9
55°	514.6	497.9	464.4	445.4	437.3
57.5°	469.8	450.4	417.8	400.2	391.2
60°	423.3	403.8	372.6	355.0	346.8
62.5°	379.4	357.7	328.3	311.1	303.0
65°	333.7	312.9	284.9	268.6	260.5
67.5°	289.0	269.5	243.7	227.0	220.2
70°	245.5	227.0	203.9	188.1	181.3
72.5°	203.5	187.7	167.3	150.1	144.3
75°	162.8	149.2	131.1	114.4	108.1
77.5°	124.4	113.5	96.3	80.0	73.7
80°	88.2	80.0	65.1	51.6	50.6
82.5°	57.0	51.1	38.9	37.1	36.2
85°	29.8	26.2	24.0	22.2	21.3
87.5°	9.5	9.5	9.5	7.7	7.2
90°	0.0	0.0	0.0	0.0	0.0

TEST NUMBER: P1216842

CATALOG NUMBER: 14-ID2-30-CFR2-L935-U

CIE UGR TABLE:

Reflectances:											
	Ceiling	0.7	0.7	0.5	0.5	0.3	0.7	0.7	0.5	0.5	0.3
	Wall	0.5	0.3	0.5	0.3	0.3	0.5	0.3	0.5	0.3	0.3
	Reference plane	0.2	0.2	0.2	0.2	0.2	0.2	0.2	0.2	0.2	0.2
Room dimensions		Viewed crosswise					Viewed endwise				
X=2H	Y=2H	15.06	16.63	15.42	16.94	17.25	14.15	15.72	14.51	16.03	16.35
	3H	16.66	18.07	17.03	18.39	18.75	15.49	16.90	15.87	17.23	17.59
	4H	17.21	18.54	17.61	18.89	19.26	15.88	17.20	16.28	17.55	17.93
	6H	17.57	18.80	17.99	19.16	19.56	16.06	17.28	16.47	17.64	18.04
	8H	17.67	18.83	18.09	19.22	19.62	16.10	17.26	16.52	17.65	18.05
	12H	17.71	18.82	18.14	19.21	19.64	16.12	17.24	16.55	17.62	18.05
4H	2H	15.48	16.80	15.88	17.15	17.53	14.74	16.06	15.14	16.41	16.79
	3H	17.28	18.38	17.69	18.78	19.18	16.27	17.37	16.68	17.77	18.17
	4H	17.95	18.94	18.38	19.36	19.79	16.75	17.74	17.18	18.16	18.59
	6H	18.42	19.28	18.88	19.73	20.18	17.00	17.86	17.45	18.30	18.76
	8H	18.55	19.35	19.01	19.80	20.26	17.06	17.87	17.52	18.31	18.78
	12H	18.62	19.34	19.10	19.81	20.29	17.11	17.83	17.59	18.30	18.78
8H	4H	18.10	18.90	18.56	19.35	19.81	17.00	17.81	17.47	18.25	18.72
	6H	18.64	19.31	19.14	19.80	20.28	17.31	17.98	17.81	18.47	18.94
	8H	18.81	19.41	19.33	19.92	20.41	17.41	18.01	17.92	18.52	19.00
	12H	18.93	19.46	19.44	19.95	20.51	17.49	18.02	18.00	18.51	19.08
12H	4H	18.09	18.81	18.57	19.29	19.76	17.02	17.74	17.50	18.22	18.69
	6H	18.63	19.23	19.15	19.74	20.23	17.34	17.93	17.85	18.44	18.93
	8H	18.84	19.37	19.35	19.86	20.43	17.48	18.00	17.98	18.49	19.06

Cooper Lighting Solutions Photometric Lab
1121 Highway 74 South
Peachtree City, GA 30269



LM-79-2019: Approved Method: Electrical and Photometric Measurements of Solid-State Lighting Products

Report Prepared for

Cooper Lighting Solutions

Corelite

Report Number: SP1-2506-458-10

Test Date: 08/26/2025

Luminaire Tested: 22ID2-55-CFR1-L935-U

Data in this report applies to families of products including 22ID2-55-CFR1-L935-U

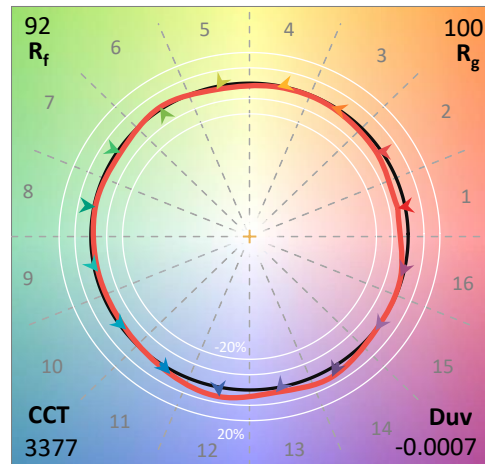
Test Information

Test Method: LM-79-2019
 Report Number: SP1-2506-458-10
 Test Lab: COOPER LIGHTING SOLUTIONS
 Photometer: SP1 - 76IN SPHERE
 Measurement Geometry: 4π
 Issue Date: 08/27/2025
 Manufacturer: COOPER LIGHTING SOLUTIONS
 Product Line: Corelite
 Catalog Number: **22ID2-55-CFR1-L935-U**
 Description: 2X2 CGTX WITH INDEPTH FRAME AND CFR1 LENS - 5500 LUMEN 3500K 90CRI

Spectral Parameters

CCT (K): 3377
 CIE u': 0.2392
 CIE v': 0.5128
 Duv: -0.0007
 CIE x: 0.4116
 CIE y: 0.3922
 CIE z: 0.1962
 Peak Wavelength (nm): 618
 Dominant Wavelength (nm): 581
 Purity: 41.24368
 Rf: 91.8
 Rg: 99.6

CRI (Ra):	93.6		
R1:	94.1	R9:	64.2
R2:	96.6	R10:	91.1
R3:	97.5	R11:	94.7
R4:	94.0	R12:	78.5
R5:	93.6	R13:	95.0
R6:	94.8	R14:	98.1
R7:	93.4	R15:	91.0
R8:	84.8		



Test Conditions

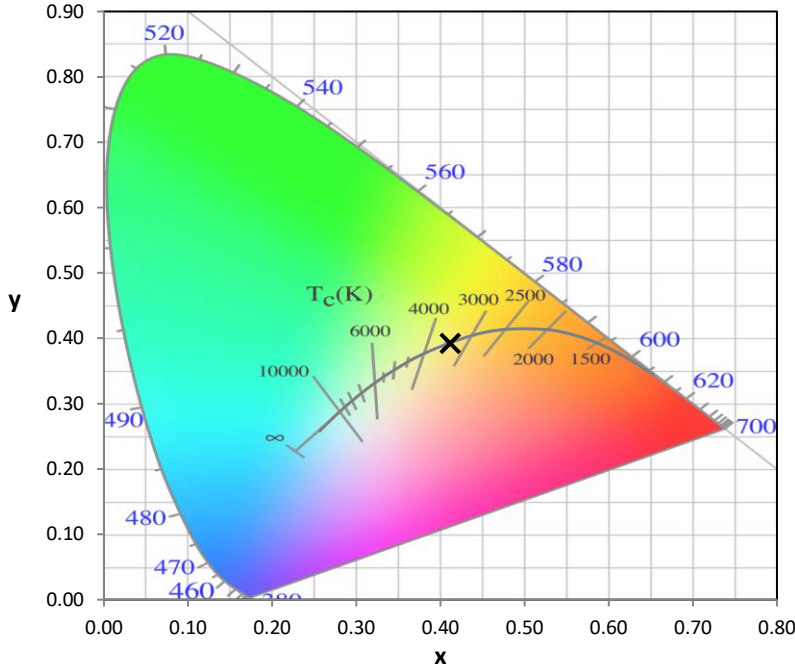
Stabilization Time: 32M
 Operation Time: 1H 32M
 Sphere Temperature (°C): 25.2

REPORT NUMBER: SP1-2506-458-10

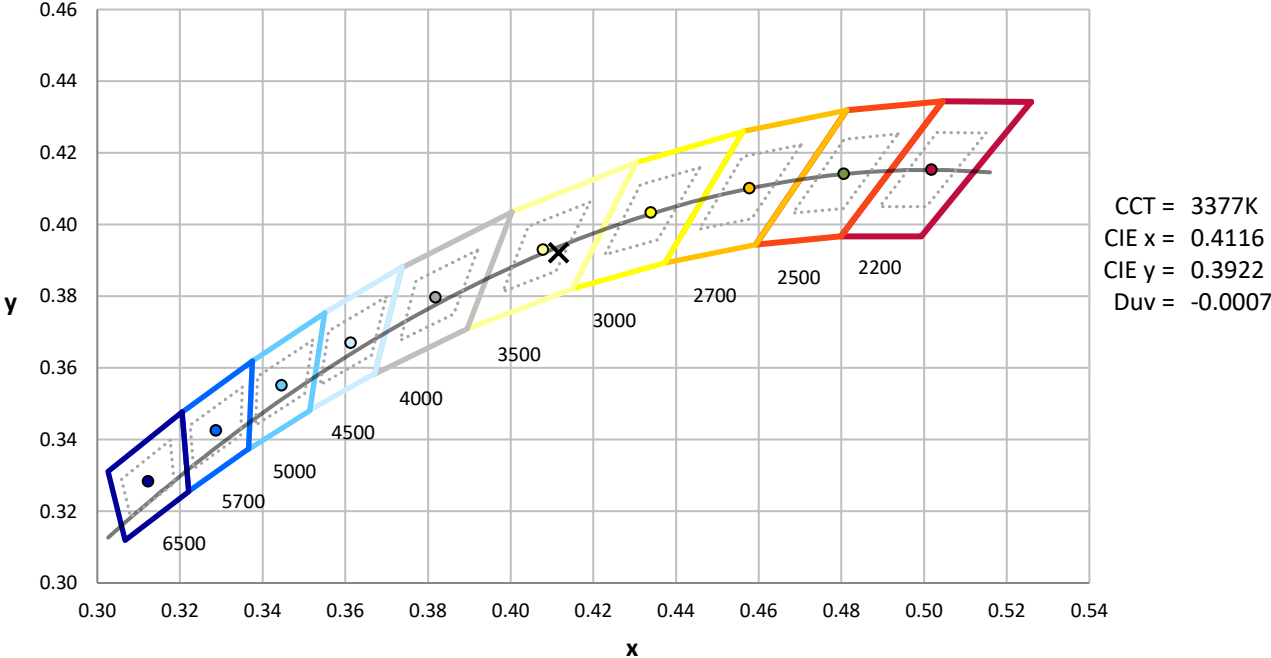
Measurement and Test Equipment			
Instrument	Identification Number	Calibration Date	Calibration Due Date
Photometer	76INCH SPHERE IN0058	6/16/2025	12/16/2025
Power Meter	XITRON INXT2011004	1/21/2025	1/21/2026
AC Power Source	CHROMA 61603 IN0063	10/22/2024	10/22/2025
DC Power Source	AGILENT E3634A IN0208	10/22/2024	10/22/2025
Sphere Thermometer	ONSET IN0085	10/22/2024	10/22/2025
Room Thermometer	ONSET IN0046	10/22/2024	10/22/2025

REPORT NUMBER: SP1-2506-458-10

CIE 1931 Chromaticity Diagram



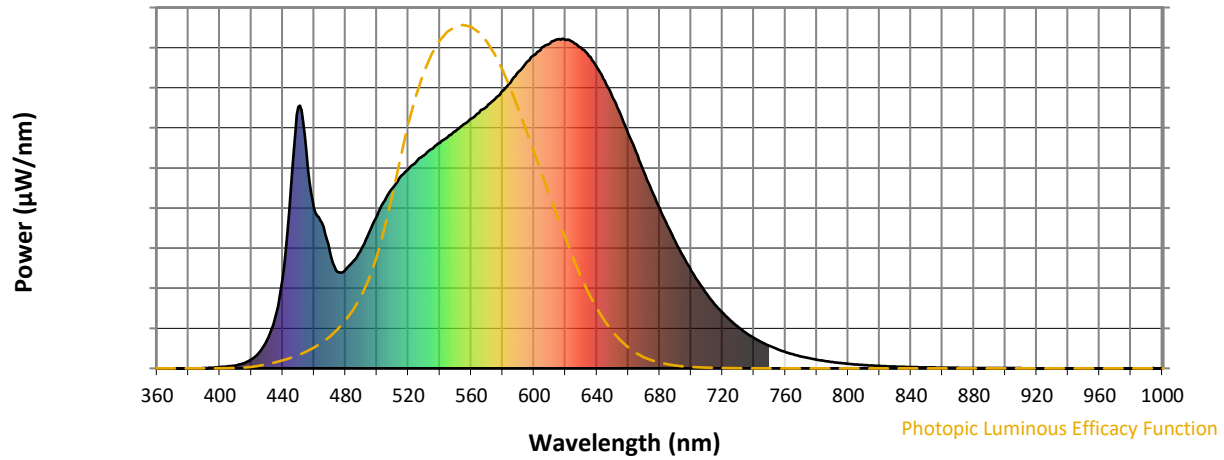
CIE 1931 Chromaticity Diagram with 2017 ANSI 7-Step and 4-Step Quadrangles



Point lies inside the ANSI 3500K 4-step quadrangle

REPORT NUMBER: SP1-2506-458-10

Photopic Flux vs. Wavelength

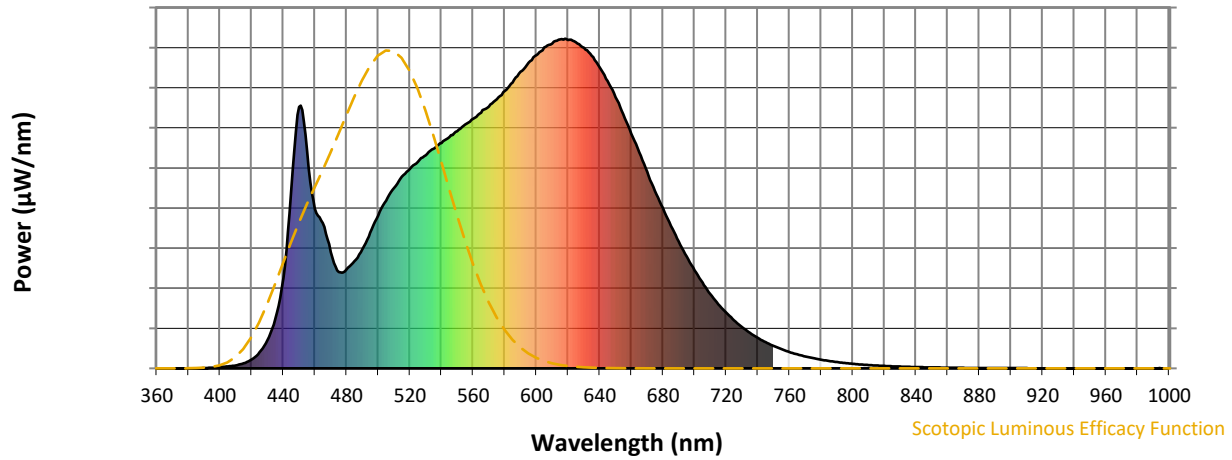


Photopic Lumens: NR

λ (nm)	Power W [^] /nm	Lumens (ϕ /nm)	λ (nm)	Power W [^] /nm	Lumens (ϕ /nm)	λ (nm)	Power W [^] /nm	Lumens (ϕ /nm)	λ (nm)	Power W [^] /nm	Lumens (ϕ /nm)	λ (nm)	Power W [^] /nm	Lumens (ϕ /nm)
360	0	NR	490	362	NR	620	996	NR	750	68	NR	880	1	NR
365	0	NR	495	412	NR	625	989	NR	755	58	NR	885	1	NR
370	0	NR	500	463	NR	630	973	NR	760	49	NR	890	1	NR
375	0	NR	505	509	NR	635	947	NR	765	42	NR	895	1	NR
380	0	NR	510	548	NR	640	914	NR	770	36	NR	900	1	NR
385	0	NR	515	582	NR	645	872	NR	775	31	NR	905	1	NR
390	1	NR	520	605	NR	650	822	NR	780	26	NR	910	1	NR
395	2	NR	525	626	NR	655	770	NR	785	22	NR	915	1	NR
400	4	NR	530	646	NR	660	712	NR	790	19	NR	920	0	NR
405	6	NR	535	666	NR	665	656	NR	795	16	NR	925	0	NR
410	9	NR	540	683	NR	670	596	NR	800	14	NR	930	0	NR
415	15	NR	545	702	NR	675	538	NR	805	12	NR	935	0	NR
420	27	NR	550	720	NR	680	486	NR	810	10	NR	940	0	NR
425	48	NR	555	740	NR	685	432	NR	815	9	NR	945	0	NR
430	85	NR	560	757	NR	690	385	NR	820	7	NR	950	0	NR
435	152	NR	565	776	NR	695	339	NR	825	6	NR	955	0	NR
440	274	NR	570	794	NR	700	297	NR	830	5	NR	960	0	NR
445	536	NR	575	816	NR	705	260	NR	835	5	NR	965	0	NR
450	793	NR	580	842	NR	710	225	NR	840	4	NR	970	0	NR
455	659	NR	585	867	NR	715	194	NR	845	3	NR	975	0	NR
460	484	NR	590	899	NR	720	169	NR	850	3	NR	980	0	NR
465	441	NR	595	927	NR	725	146	NR	855	2	NR	985	0	NR
470	353	NR	600	950	NR	730	125	NR	860	2	NR	990	0	NR
475	293	NR	605	974	NR	735	107	NR	865	2	NR	995	0	NR
480	300	NR	610	986	NR	740	92	NR	870	2	NR	1000	0	NR
485	325	NR	615	998	NR	745	79	NR	875	1	NR			

REPORT NUMBER: SP1-2506-458-10

Scotopic Flux vs. Wavelength



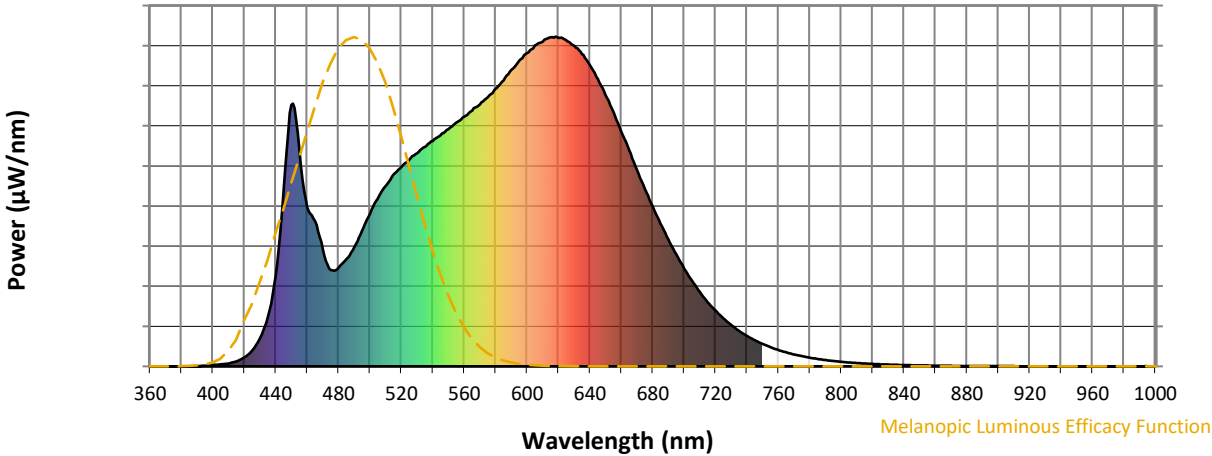
Scotopic Lumens: NR

S/P: 1.58

λ (nm)	Power W [^] /nm	Lumens (ϕ /nm)	λ (nm)	Power W [^] /nm	Lumens (ϕ /nm)	λ (nm)	Power W [^] /nm	Lumens (ϕ /nm)	λ (nm)	Power W [^] /nm	Lumens (ϕ /nm)	λ (nm)	Power W [^] /nm	Lumens (ϕ /nm)
360	0	NR	490	362	NR	620	996	NR	750	68	NR	880	1	NR
365	0	NR	495	412	NR	625	989	NR	755	58	NR	885	1	NR
370	0	NR	500	463	NR	630	973	NR	760	49	NR	890	1	NR
375	0	NR	505	509	NR	635	947	NR	765	42	NR	895	1	NR
380	0	NR	510	548	NR	640	914	NR	770	36	NR	900	1	NR
385	0	NR	515	582	NR	645	872	NR	775	31	NR	905	1	NR
390	1	NR	520	605	NR	650	822	NR	780	26	NR	910	1	NR
395	2	NR	525	626	NR	655	770	NR	785	22	NR	915	1	NR
400	4	NR	530	646	NR	660	712	NR	790	19	NR	920	0	NR
405	6	NR	535	666	NR	665	656	NR	795	16	NR	925	0	NR
410	9	NR	540	683	NR	670	596	NR	800	14	NR	930	0	NR
415	15	NR	545	702	NR	675	538	NR	805	12	NR	935	0	NR
420	27	NR	550	720	NR	680	486	NR	810	10	NR	940	0	NR
425	48	NR	555	740	NR	685	432	NR	815	9	NR	945	0	NR
430	85	NR	560	757	NR	690	385	NR	820	7	NR	950	0	NR
435	152	NR	565	776	NR	695	339	NR	825	6	NR	955	0	NR
440	274	NR	570	794	NR	700	297	NR	830	5	NR	960	0	NR
445	536	NR	575	816	NR	705	260	NR	835	5	NR	965	0	NR
450	793	NR	580	842	NR	710	225	NR	840	4	NR	970	0	NR
455	659	NR	585	867	NR	715	194	NR	845	3	NR	975	0	NR
460	484	NR	590	899	NR	720	169	NR	850	3	NR	980	0	NR
465	441	NR	595	927	NR	725	146	NR	855	2	NR	985	0	NR
470	353	NR	600	950	NR	730	125	NR	860	2	NR	990	0	NR
475	293	NR	605	974	NR	735	107	NR	865	2	NR	995	0	NR
480	300	NR	610	986	NR	740	92	NR	870	2	NR	1000	0	NR
485	325	NR	615	998	NR	745	79	NR	875	1	NR			

REPORT NUMBER: SP1-2506-458-10

Melanopic Flux vs. Wavelength



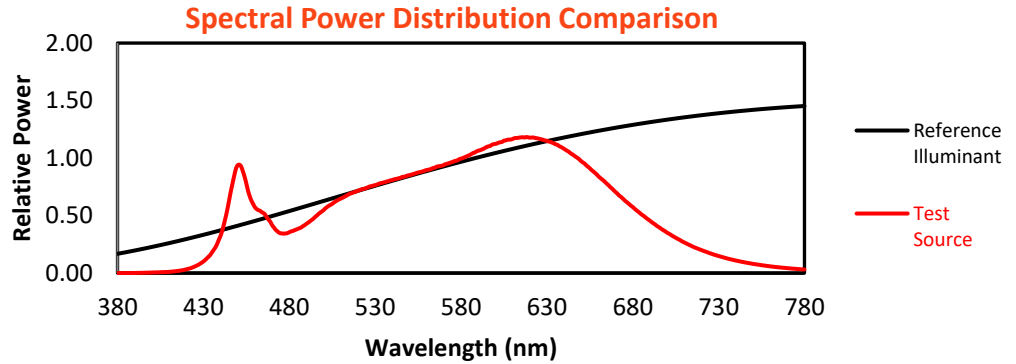
Melanopic Lumens: NR

M/P: 3.19

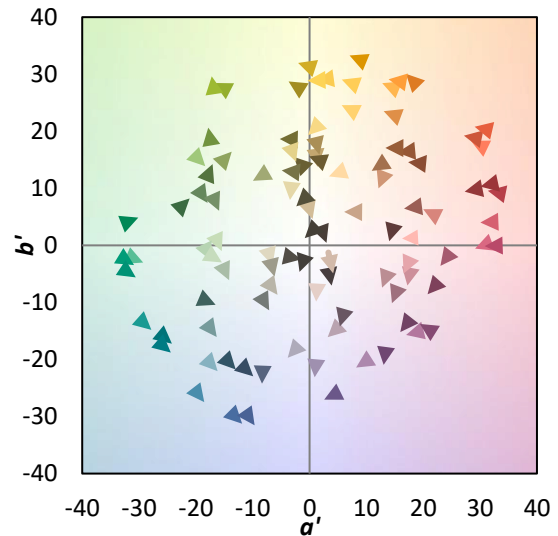
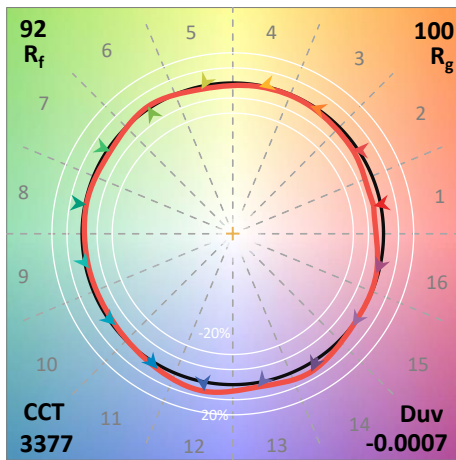
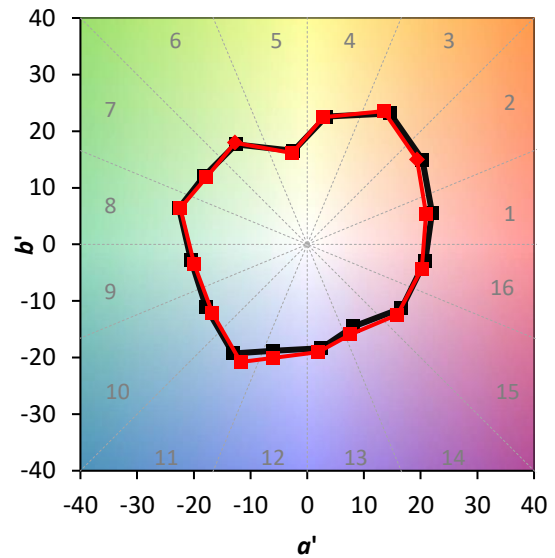
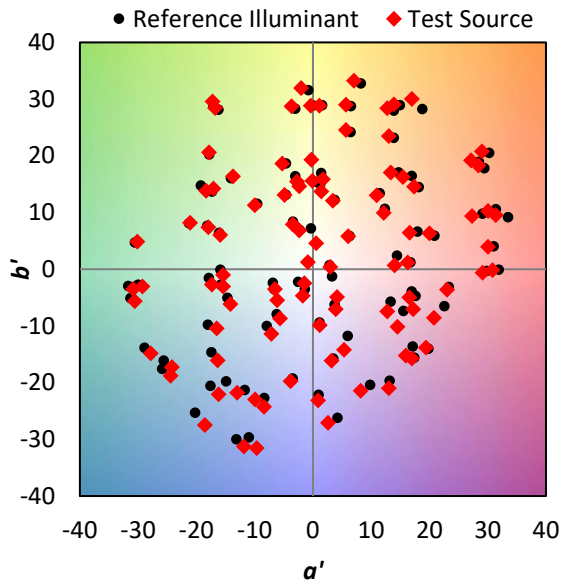
λ (nm)	Power W [^] /nm	Lumens (φ/nm)	λ (nm)	Power W [^] /nm	Lumens (φ/nm)	λ (nm)	Power W [^] /nm	Lumens (φ/nm)	λ (nm)	Power W [^] /nm	Lumens (φ/nm)	λ (nm)	Power W [^] /nm	Lumens (φ/nm)
360	0	NR	490	362	NR	620	996	NR	750	68	NR	880	1	NR
365	0	NR	495	412	NR	625	989	NR	755	58	NR	885	1	NR
370	0	NR	500	463	NR	630	973	NR	760	49	NR	890	1	NR
375	0	NR	505	509	NR	635	947	NR	765	42	NR	895	1	NR
380	0	NR	510	548	NR	640	914	NR	770	36	NR	900	1	NR
385	0	NR	515	582	NR	645	872	NR	775	31	NR	905	1	NR
390	1	NR	520	605	NR	650	822	NR	780	26	NR	910	1	NR
395	2	NR	525	626	NR	655	770	NR	785	22	NR	915	1	NR
400	4	NR	530	646	NR	660	712	NR	790	19	NR	920	0	NR
405	6	NR	535	666	NR	665	656	NR	795	16	NR	925	0	NR
410	9	NR	540	683	NR	670	596	NR	800	14	NR	930	0	NR
415	15	NR	545	702	NR	675	538	NR	805	12	NR	935	0	NR
420	27	NR	550	720	NR	680	486	NR	810	10	NR	940	0	NR
425	48	NR	555	740	NR	685	432	NR	815	9	NR	945	0	NR
430	85	NR	560	757	NR	690	385	NR	820	7	NR	950	0	NR
435	152	NR	565	776	NR	695	339	NR	825	6	NR	955	0	NR
440	274	NR	570	794	NR	700	297	NR	830	5	NR	960	0	NR
445	536	NR	575	816	NR	705	260	NR	835	5	NR	965	0	NR
450	793	NR	580	842	NR	710	225	NR	840	4	NR	970	0	NR
455	659	NR	585	867	NR	715	194	NR	845	3	NR	975	0	NR
460	484	NR	590	899	NR	720	169	NR	850	3	NR	980	0	NR
465	441	NR	595	927	NR	725	146	NR	855	2	NR	985	0	NR
470	353	NR	600	950	NR	730	125	NR	860	2	NR	990	0	NR
475	293	NR	605	974	NR	735	107	NR	865	2	NR	995	0	NR
480	300	NR	610	986	NR	740	92	NR	870	2	NR	1000	0	NR
485	325	NR	615	998	NR	745	79	NR	875	1	NR			

Summary

$R_f = 91.8$
 $R_g = 99.6$
 $CIE R_a = 93.6$
 $R_9 = 64.2$

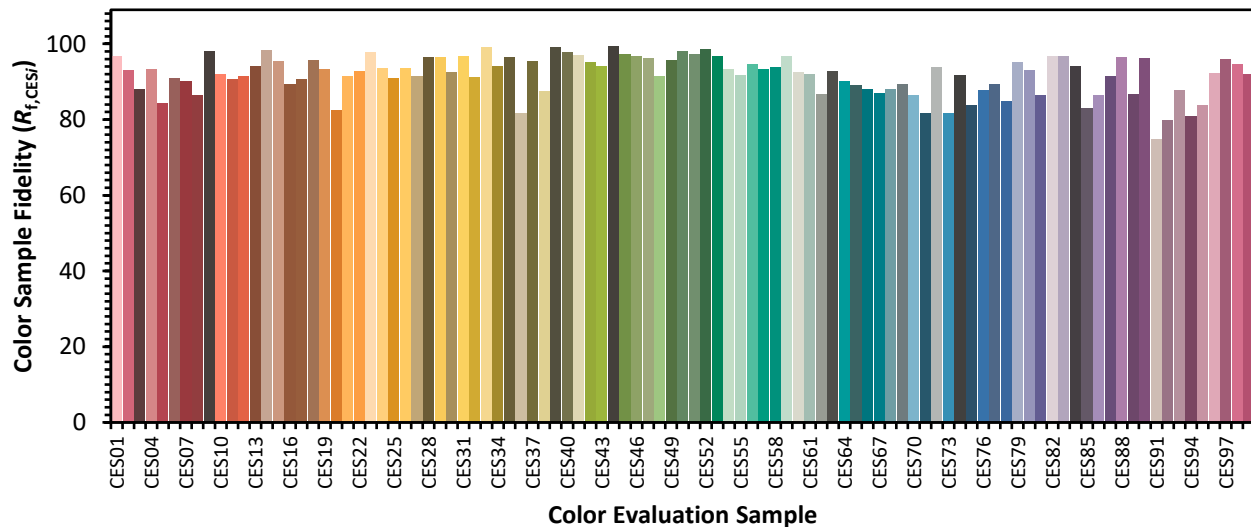


Color Vector Graphics

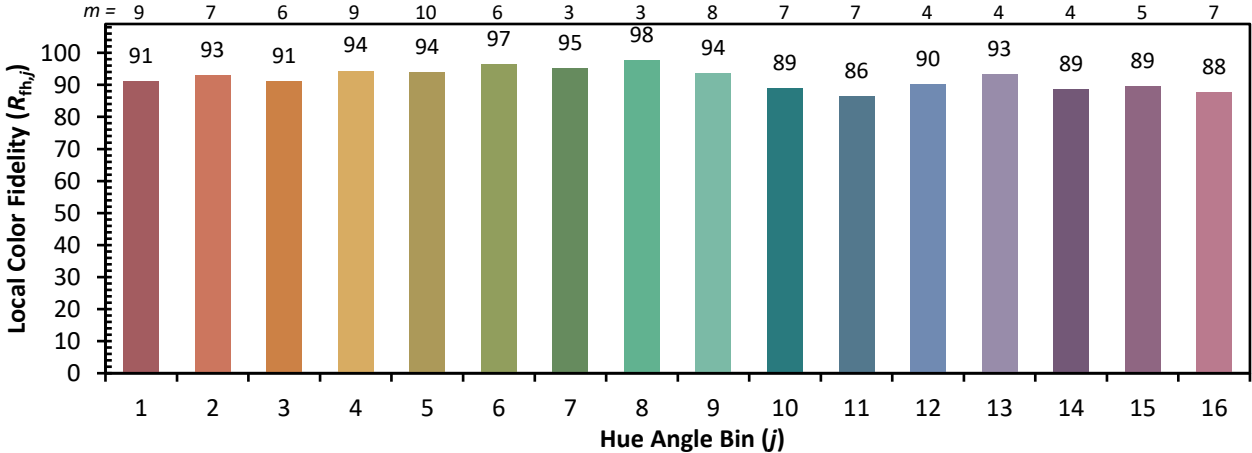
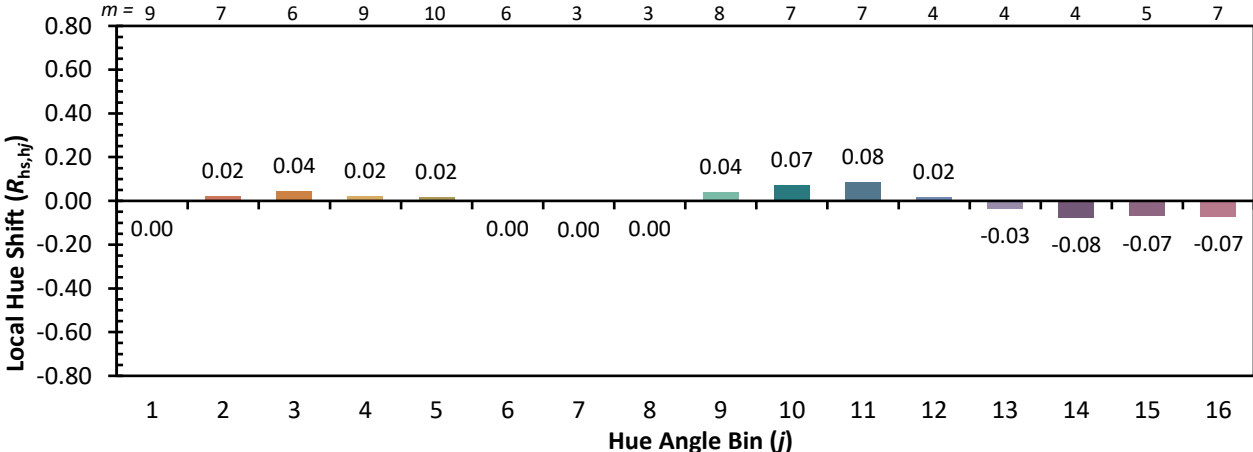
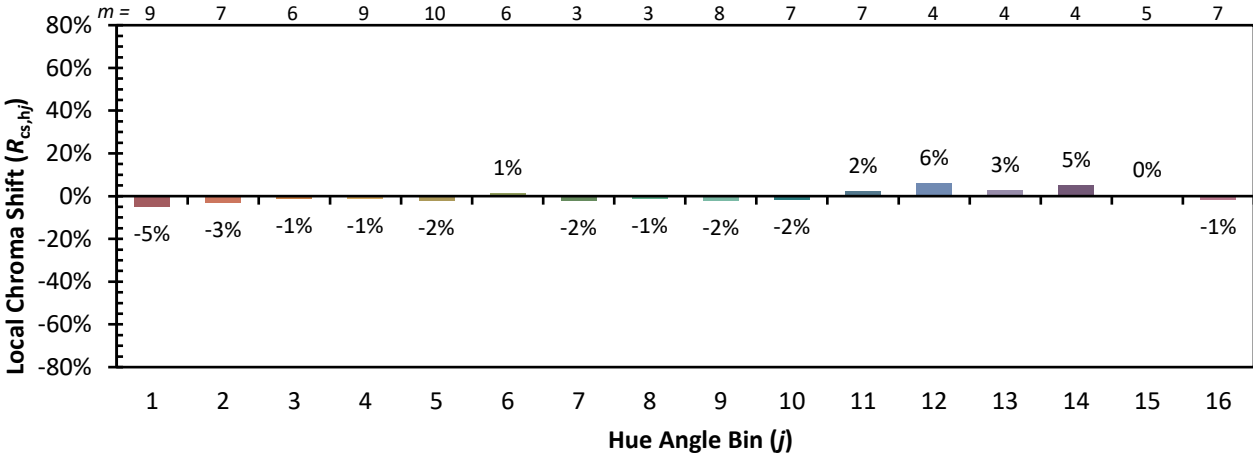


Individual Sample Fidelity Index ($R_{f,i}$)

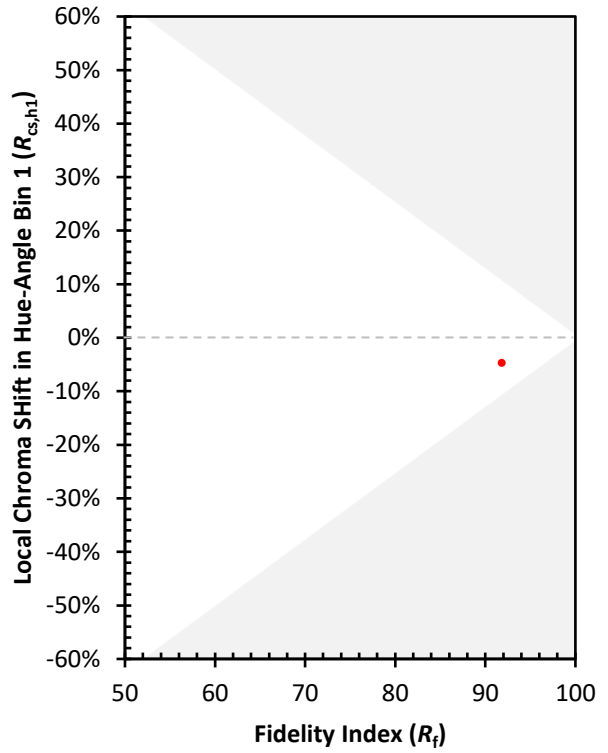
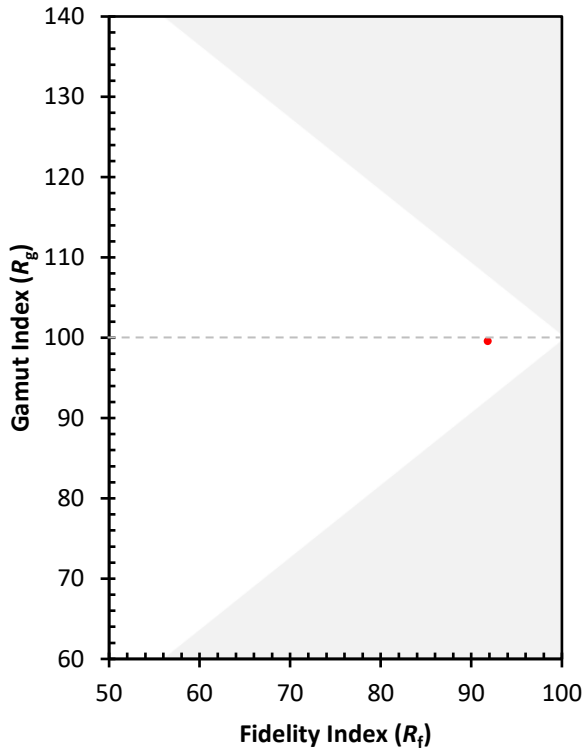
CES01 = 86	CES26 = 94	CES51 = 97	CES76 = 88
CES02 = 62	CES27 = 92	CES52 = 99	CES77 = 89
CES03 = 31	CES28 = 96	CES53 = 97	CES78 = 85
CES04 = 70	CES29 = 96	CES54 = 93	CES79 = 95
CES05 = 50	CES30 = 92	CES55 = 92	CES80 = 93
CES06 = 51	CES31 = 97	CES56 = 95	CES81 = 86
CES07 = 43	CES32 = 91	CES57 = 93	CES82 = 97
CES08 = 42	CES33 = 99	CES58 = 94	CES83 = 97
CES09 = 29	CES34 = 94	CES59 = 97	CES84 = 94
CES10 = 75	CES35 = 96	CES60 = 92	CES85 = 83
CES11 = 58	CES36 = 82	CES61 = 92	CES86 = 86
CES12 = 64	CES37 = 95	CES62 = 87	CES87 = 91
CES13 = 43	CES38 = 87	CES63 = 93	CES88 = 97
CES14 = 74	CES39 = 99	CES64 = 90	CES89 = 87
CES15 = 72	CES40 = 98	CES65 = 89	CES90 = 96
CES16 = 48	CES41 = 97	CES66 = 88	CES91 = 75
CES17 = 50	CES42 = 95	CES67 = 87	CES92 = 80
CES18 = 56	CES43 = 94	CES68 = 88	CES93 = 88
CES19 = 71	CES44 = 99	CES69 = 89	CES94 = 81
CES20 = 67	CES45 = 97	CES70 = 86	CES95 = 84
CES21 = 86	CES46 = 97	CES71 = 82	CES96 = 92
CES22 = 78	CES47 = 96	CES72 = 94	CES97 = 96
CES23 = 91	CES48 = 92	CES73 = 82	CES98 = 95
CES24 = 90	CES49 = 96	CES74 = 92	CES99 = 92
CES25 = 71	CES50 = 98	CES75 = 84	



Color Rendition by Hue-Angle Bin



Measure Comparisons



(END OF REPORT)